

#01 FEEDBACKR

The easiest way to interact with your students

"FEEDBACKR IS A STATE OF THE ART AUDIENCE RESPONSE SYSTEM. IT USES YOUR PARTICIPANTS' DEVICES AND DOES NOT REQUIRE ANY ADDITIONAL HARDWARE." (Karin Pichler)



<https://www.feedbackr.io/>



How does feedbackr work?

What can feedbackr do for your teaching?



Feedback is anonymous

With feedbackr you get honest answers, because it is anonymous for the participants. Be it anonymous honest feedback or answers to tricky questions - feedbackr makes it possible for you!



Results in seconds

Participation in feedbackr is very easy. Within seconds you will receive the results, regardless of audience size.



No app needed

Your participants can vote directly with feedbackr. There is no need to install an app. You only need an internet connection and a browser.



No mutual interference

With manual voting, group dynamic effects can occur. However, since you can determine when the results are visible to all participants, your participants will not influence each other.



... for more advantages of the audience response system feedbackr, take a look at the TELucation homepage (<https://telucation.tugraz.at>).



From the students' point of view, ARS can offer yet another advantage, as the story of feedbackr's founder Karin Pichler shows: As an introverted, shy student she often had problems asking questions in lectures and often thought that everyone but her had completely understood. Through feedbackr, students can see the bigger picture and recognize that they are not alone in their "not knowing". This knowledge, in turn, can be used either in the course to address the problem or to bring together students with different levels of knowledge and skills to form study groups.

How can I use feedbackr as a teacher at Graz University of Technology?

- You can register with your TUGraz email address at feedbackr free of charge. Graz University of Technology has a **campus license** for feedbackr, so all options are available in the application.

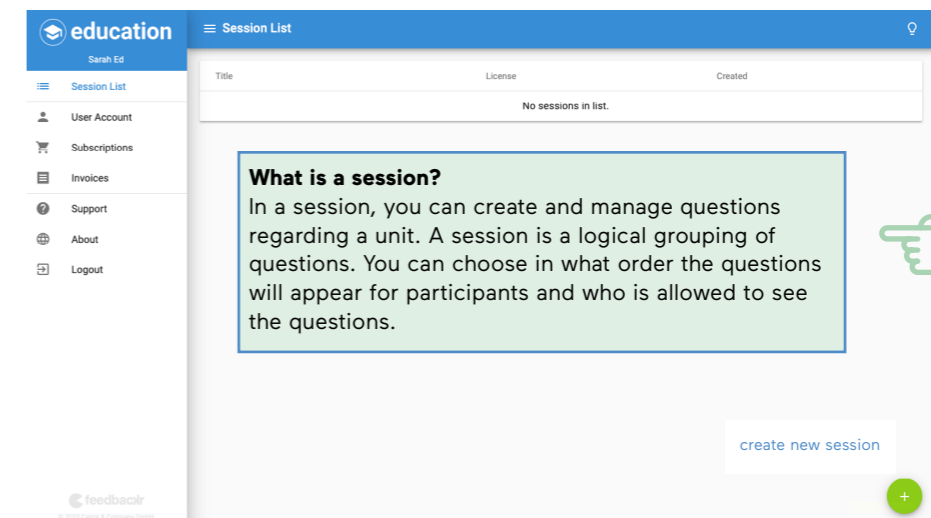


Registration with @tugraz.at email address.


Click on confirmation link.

IMPORTANT: You will then receive an invitation to the "TU Graz Organisation" by email. Please accept this invitation before you create sessions.

- You can create a **session** for your course after registration.




¹ <https://www.youtube.com/watch?v=sDD2wuukvC0>

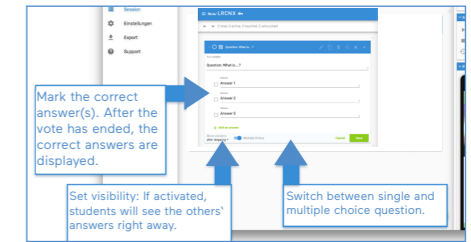


FEEDBACKR

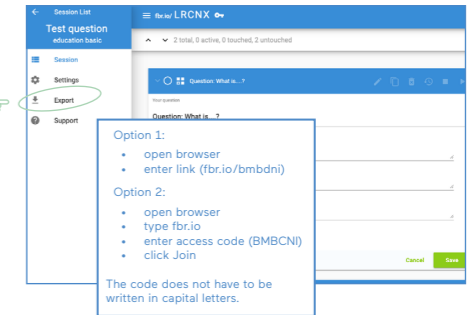
The easiest way to interact with your students

Author	Clarissa Braun
Date of Publication	02/2020
License	 <p>This work is licensed under a Creative Commons Attribution 4.0 (except for the icons used)</p>

- From different **question types**, you can choose the one that matches your contents. There is a choice of: Single choice question, multiple choice question and free text answer.



- As soon as you have finalized your session, you can tell your students the **session code**. They need to enter it into their (mobile) web browser.
- To export the results, click **export** on the lefthand side of the screen.



- For all of those using feedbackr in combination with PowerPoint, the **feedbackr presenter** might be of interest:

Download at <https://www.feedbackr.io/feedbackr/feedbackr-presenter>

Easily switch between PowerPoint presentation and feedbackr results on any device.

How it works


- Preparation of the presentation laptop
 - Install and open feedbackr presenter
 - Connect to the session (using the access code)
 - Choose a screen to display the results
- Control presenter
 - Log in on a second device (e.g. smartphone, tablet)
 - Open the session
 - Control the results

A detailed description of the use of feedbackr education can be found in the presentation by Karin Pichler, which she gave at the LEHR-Stammtisch (teachers' discussion group) in 2018.



TU4U
LEHR-Stammtisch
(teachers'
discussion group)
presentation on
feedbackr

You can find helpful use cases with detailed explanations of settings and applications under the following link:
https://www.tugraz.at/fileadmin/user_upload/tugrazInternal/Studium/Lehre/Lehre_News/feedbackr_Use_Cases_Lehre.pdf
 (available in German)


 Read more in the article on feedbackr in the **Didactics Section** of the TELucation folder.

The TELucation team prepared a short feedbackr survey for you to test the tool. Simple enter the following link in your browser:



fbr.io/telucation

We are looking forward to your answers!

² https://tu4u.tugraz.at/fileadmin/Studierende_und_Bedienstete/Information/Unsere_TU_Graz/Lehre_an_der_TU_Graz/Lehrstammtisch_Praesentation_feedbackr_20180227.pdf (available in German)